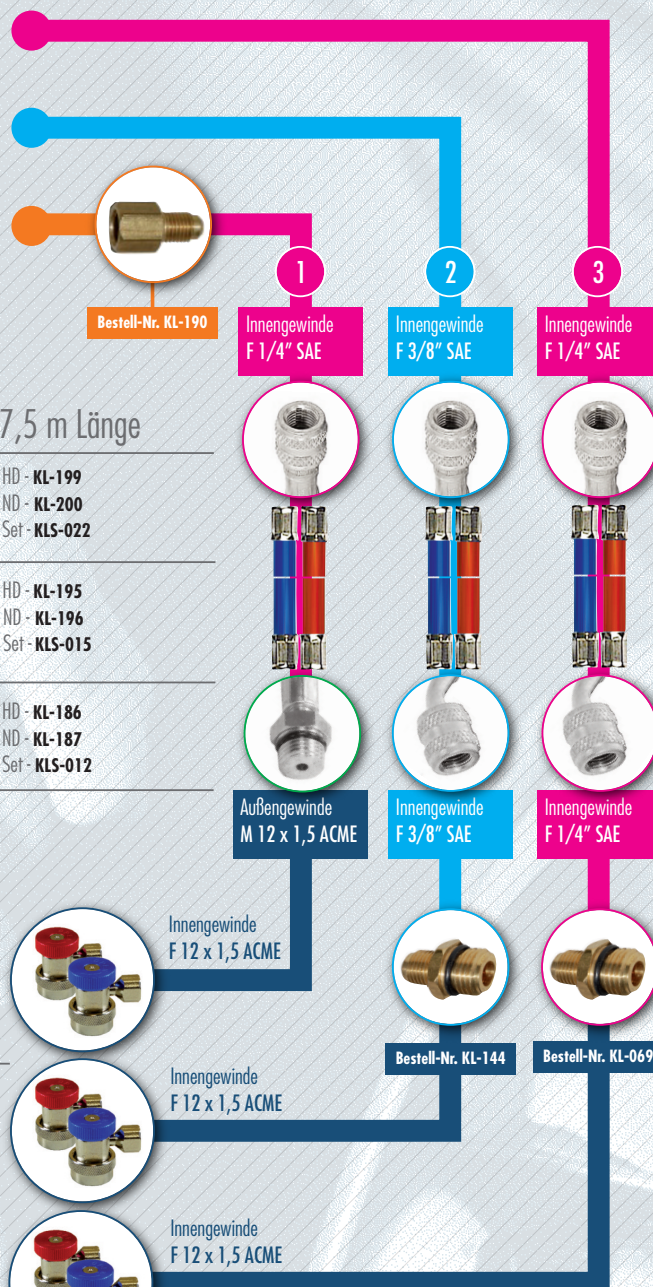




Anschlussvarianten an R 1234yf-Klimaservicegeräten

Außengewinde M 1/4" SAE oder M 3/8" SAE oder M 1/2" ACME



Serviceschläuche

3 m Länge

6 m Länge

7,5 m Länge

1

HD - KL-151
ND - KL-152
Set - KLS-009

HD - KL-197
ND - KL-198
Set - KLS-021

HD - KL-199
ND - KL-200
Set - KLS-022

2

HD - KL-191
ND - KL-192
Set - KLS-013

HD - KL-193
ND - KL-194
Set - KLS-014

HD - KL-195
ND - KL-196
Set - KLS-015

3

HD - KL-030
ND - KL-029
Set - KLS-001

HD - KL-153
ND - KL-154
Set - KLS-007

HD - KL-186
ND - KL-187
Set - KLS-012

Schnellkupplungen

Verlustfrei

Standard



HD - KL-176
ND - KL-177
Set - KLS-004

HD - KL-057
ND - KL-058
Set - KLS-006



Innengewinde
F 12 x 1,5 ACME



Bestell-Nr. KL-144



Bestell-Nr. KL-069



Innengewinde
F 12 x 1,5 ACME



Innengewinde
F 12 x 1,5 ACME

Gewindeadapter



Außengewinde
M 3/8" SAE
Innengewinde
F 1/4" SAE
Bestell-Nr. KL-188



Außengewinde
M 1/4" SAE
Innengewinde
F 3/8" SAE
Bestell-Nr. KL-189



Innengewinde
F 1/2" ACME
Außengewinde
M 1/4" SAE
Bestell-Nr. KL-190

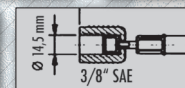
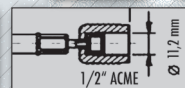
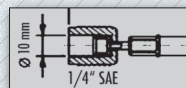
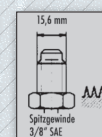
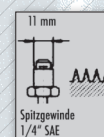


Außengewinde
M 1/4" SAE
Außengewinde
M 12 x 1,5 ACME
Bestell-Nr. KL-069



Außengewinde
M 3/8" SAE
Außengewinde
M 12 x 1,5 ACME
Bestell-Nr. KL-144

Anschlussgrößen



3/8" SAE = 5/8" UNF, 1/4" SAE = 7/16" UNF

